

# Southern Windsor County Bicycling and Pedestrian Count Annual Report

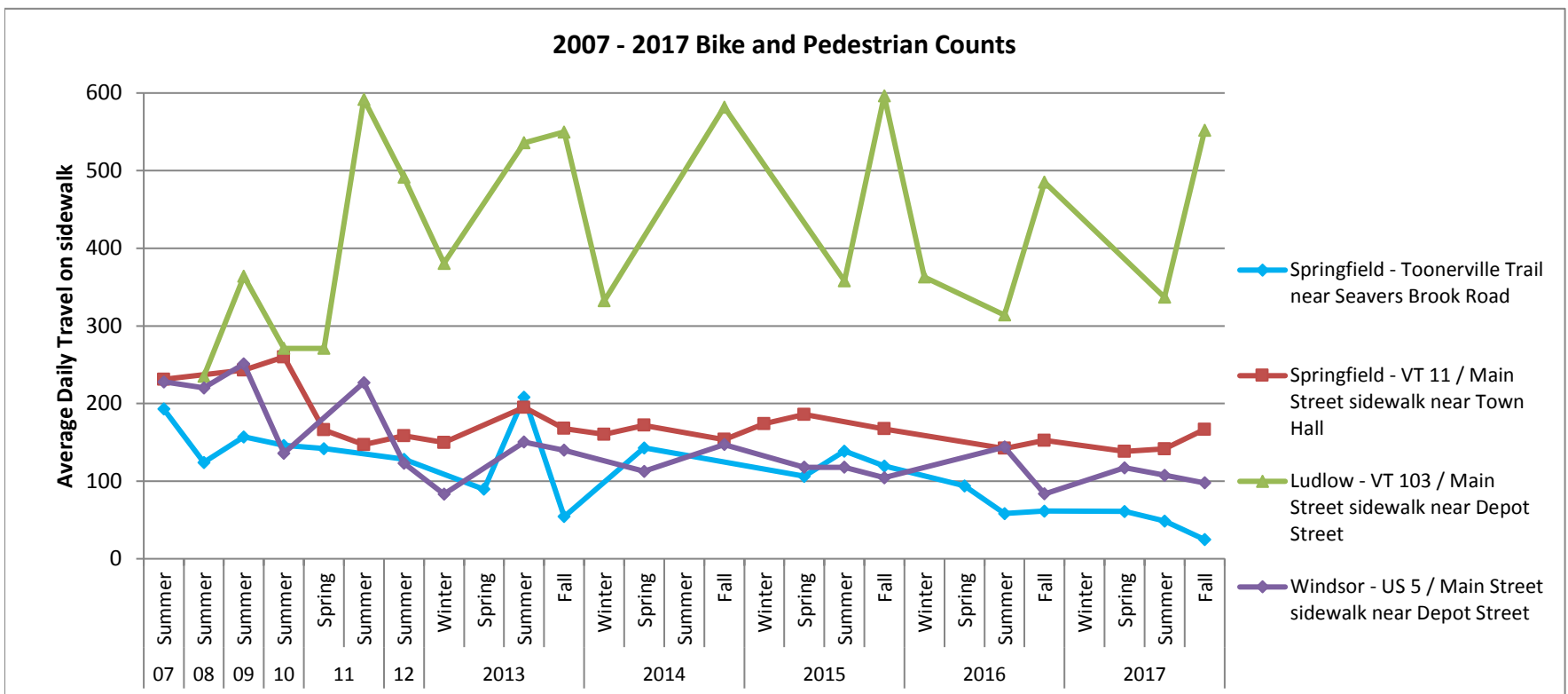
January 2018



Since 2007 SWCRPC has been conducting annual bicycling and pedestrian counts in the region as part of a task from the Vermont Agency of Transportation (VTrans). A minimum of three counts of a minimum duration of three hours are conducted every year in the same location. Counts are carried out in Springfield, Ludlow and Windsor. All counts by SWCRPC were carried out using an automatic counter (EcoCounter) which was attached to nearby sign post or other objects if posts were unavailable. From 2012 - 2015 VTrans carried out manual counts in locations that complimented the existing automatic counter locations.

It should be noted that the pedestrian counts are subject to a wide variety of factors which can inflate and deflate hourly counts, particularly weather conditions like rain and local events. Counts tried to avoid major local events wherever possible. Counts carried out on public holidays were also not included. The average daily travel and count duration were adjusted where possible.

## 2007 - 2017 Automatic Counter Seasonal Summaries



For more information about counts see table on following page and Automatic Counter Daily Summaries

Note: While Totals and Average Daily Travel are calculated by Vermont Agency of Transportation, the Totals and Average Daily Travel shown are those adjusted manually by SWCRPC.

Notes for graph above and table on following page

- For data collected before 2011, to extrapolate figures for Average Daily Travel where count was carried out for less than 24 hours or did not start and end at the same hour, the average pedestrian count in 2010 for that hour(s) was substituted for the missing hour(s).
- On a day with a major event day in the middle of the count, either the full day's count was excluded from averages or just the single hour when the count was occurring

		<i>Springfield - Toonerville Trail near Seavers Brook Road</i>			<i>Springfield - VT 11 / Main Street sidewalk near Town Hall</i>			<i>Ludlow - VT 103 / Main Street sidewalk near Depot Street</i>			<i>Windsor - US 5 / Main Street sidewalk near Depot Street</i>		
		<b>Average Daily Travel</b>	<b>Count Duration</b>	<b>Month</b>	<b>Average Daily Travel</b>	<b>Count Duration</b>	<b>Month</b>	<b>Average Daily Travel</b>	<b>Count Duration</b>	<b>Month</b>	<b>Average Daily Travel</b>	<b>Count Duration</b>	<b>Month</b>
07	Summer	193	6 days & 23 hours	June	231	10 hours	June		No count		228	2 days & 21 hours	June
08	Summer	124	12 days	June		No count due to construction		235	3 days	June	220	3 days	June
09	Summer	157	12 days	June - July	243	19 hours	July	364	22 hours	July	251	6 hours	July
10	Summer	146	5 days	June	260	2 days	June	271	2 days	June	136	3 days & 22 hours	June
11	Spring	142	20 days	April - May	166	13 days	May	271	20 days	March - April		No count	
	Summer		No count		147	14 days	July	592	12 days	July- August	227	9 days	June
12	Summer	128	22 days	May - June	158	11 days	July	492	12 days	June	123	30 days	July - Aug
2013	Winter		No count		150	12 days	Feb - March	381	11 days	March	83	18 days	Feb
	Spring	90	18 days	March - April		No count			No count			No count	
	Summer	208	8 days	August	195	7 days	August	536	10 days	August - Sept	150	7 days	August
	Fall	54	13 days	Oct	168	20 days	Oct - Nov	550	11 days	Sept - Oct	140	14 days	Sept
2014	Winter		No count		160	30 days	March	332	21 days	January		No count	
	Spring	143	16 days	April - May	172	14 days	May		No count		113	17 days	April
	Summer		No count			No count			No count			No count	
	Fall		No count		154	6 days	Sept	582	18 days	Sept - Oct	147	13 days	Sept
2015	Winter		No count		174	26 days	March		No count				
	Spring	106	24 days	May	186	31 days	April - May		No count		118	29 days	May - June
	Summer	139	19 days	July		No count		358	34 days	June - July	118	28 days	August
	Fall	120	12 days	Sept	167	11 days	Sept	596	14 days	Oct	104	14 days	Oct
2016	Winter		No count			No count		363	14 days	February		No count	
	Spring	94	17 days	May - June		No count*			No count			No count*	
	Summer	58	20 days	August	142	20 days	Aug - Sept	314	32 days	June - July	144	16 days	July
	Fall	61	12 days	Sept	152	27 days	Nov - Dec	485	21 days	Oct	84	20 days	Oct - Nov
2017	Winter		No count			No count			No count			No count	
	Spring	61	20 days	May	138	12 days	May - June		No count		117	14 days	April
	Summer	49	21 days	July - Aug	141	8 days	June	337	20 days	June - July	108	27 days	Aug - Sept
	Fall	25	11 days	Sept	167	10 days	Nov	552	16 days	Sept - Oct	98	16 days	Oct - Nov

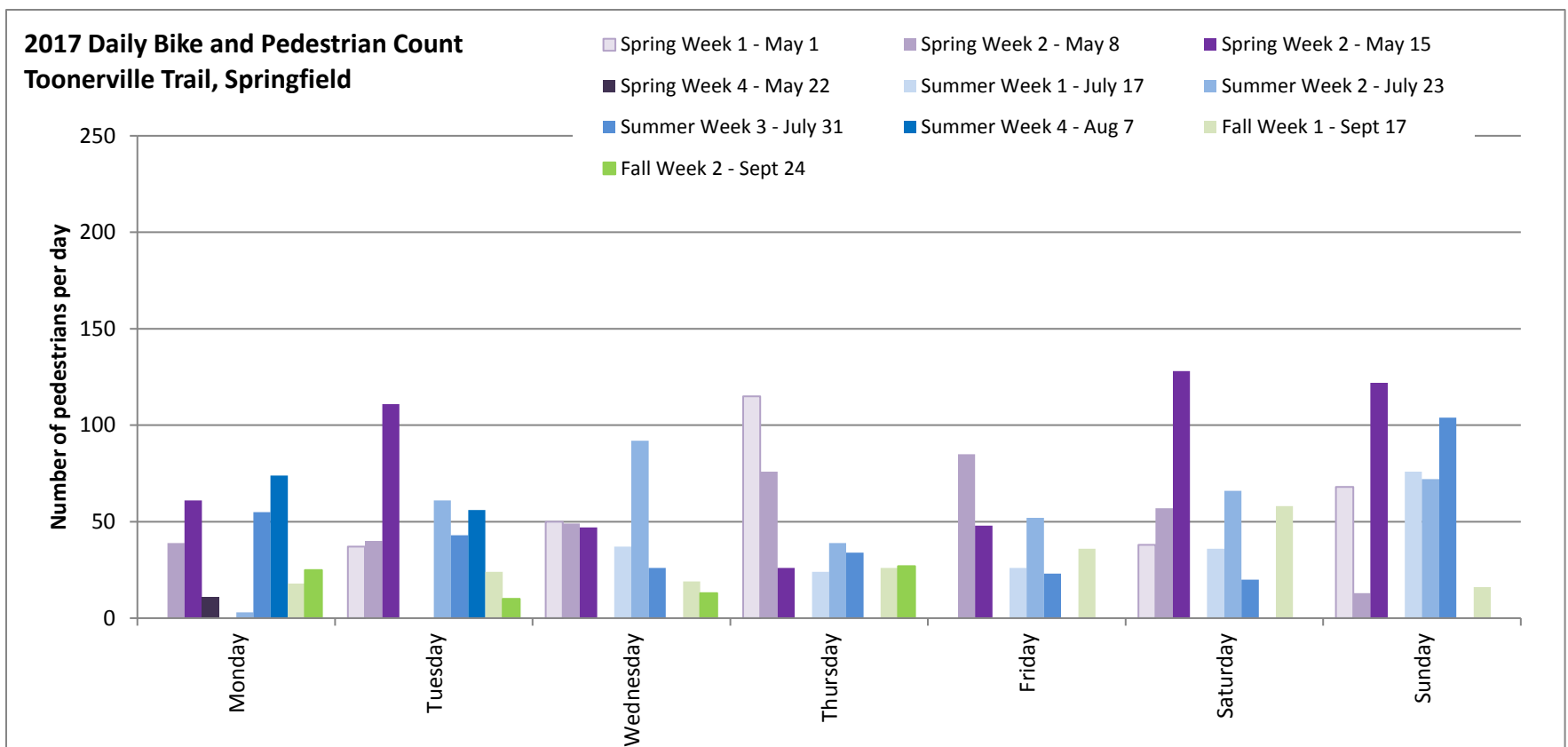
\* In 2016 spring counts were not completed on Springfield or Windsor's Main Streets which both had significant construction activity, including repaving of the class 1 town highway

## Toonerville Trail in Springfield - 2017 Automatic Counter Daily Summaries

	Winter	Spring*	Summer	Fall
Average Daily Travel:	No count	61	49	25
Total Travelers:		1,221	1,019	272
Total number of days in count:		20	21	11

Daily Totals:	Mon	Tue	Wed	Thur	Fri	Sat	Sun
Spring Week 1 - May 1		37	50	115	0*	38	68
Spring Week 2 - May 8	39	40	49	76	85	57	13
Spring Week 2 - May 15	61	111	47	26	48	128	122
Spring Week 4 - May 22	11						
Summer Week 1 - July 17			37	24	26	36	76
Summer Week 2 - July 23	3	61	92	39	52	66	72
Summer Week 3 - July 31	55	43	26	34	23	20	104
Summer Week 4 - Aug 7	74	56					
Fall Week 1 - Sept 17	18	24	19	26	36	58	16
Fall Week 2 - Sept 24	25	10	13	27			

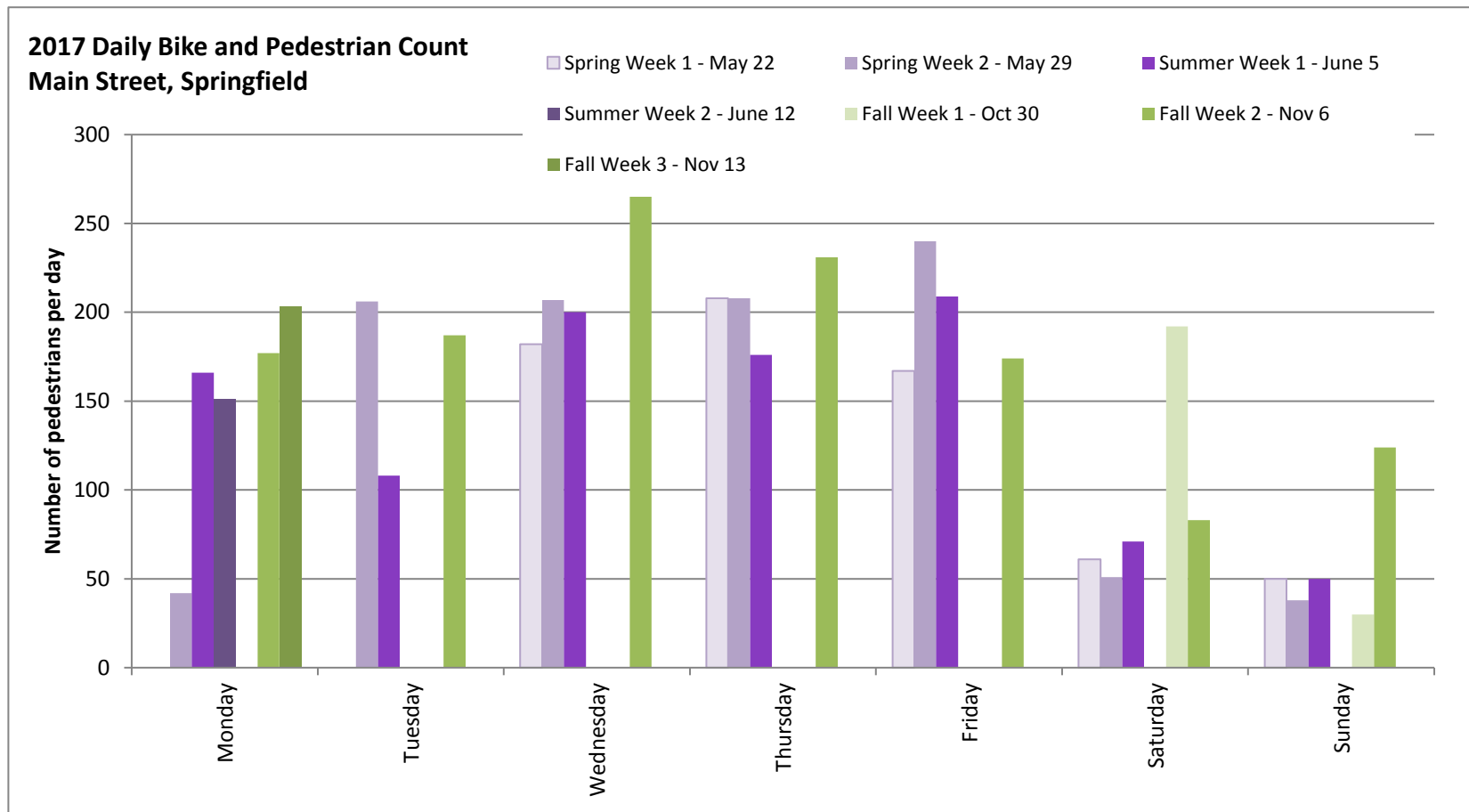
\* Excluded from average



## Main Street in Springfield - 2017 Automatic Counter Daily Summaries

	Winter	Spring	Summer	Fall
Average Daily Travel	No count	138	141	167
Weekday Average Daily Travel		183	168	206
Total Travelers		1,660	1,131	1,666
Total number of days in count		12	8	10

Daily Totals:	Mon	Tue	Wed	Thur	Fri	Sat	Sun
Spring Week 1 - May 22			182	208	167	61	50
Spring Week 2 - May 29	42	206	207	208	240	51	38
Summer Week 1 - June 5	166	108	200	176	209	71	50
Summer Week 2 - June 12	151						
Fall Week 1 - Oct 30						192	30
Fall Week 2 - Nov 6	177	187	265	231	174	83	124
Fall Week 3 - Nov 13	203						

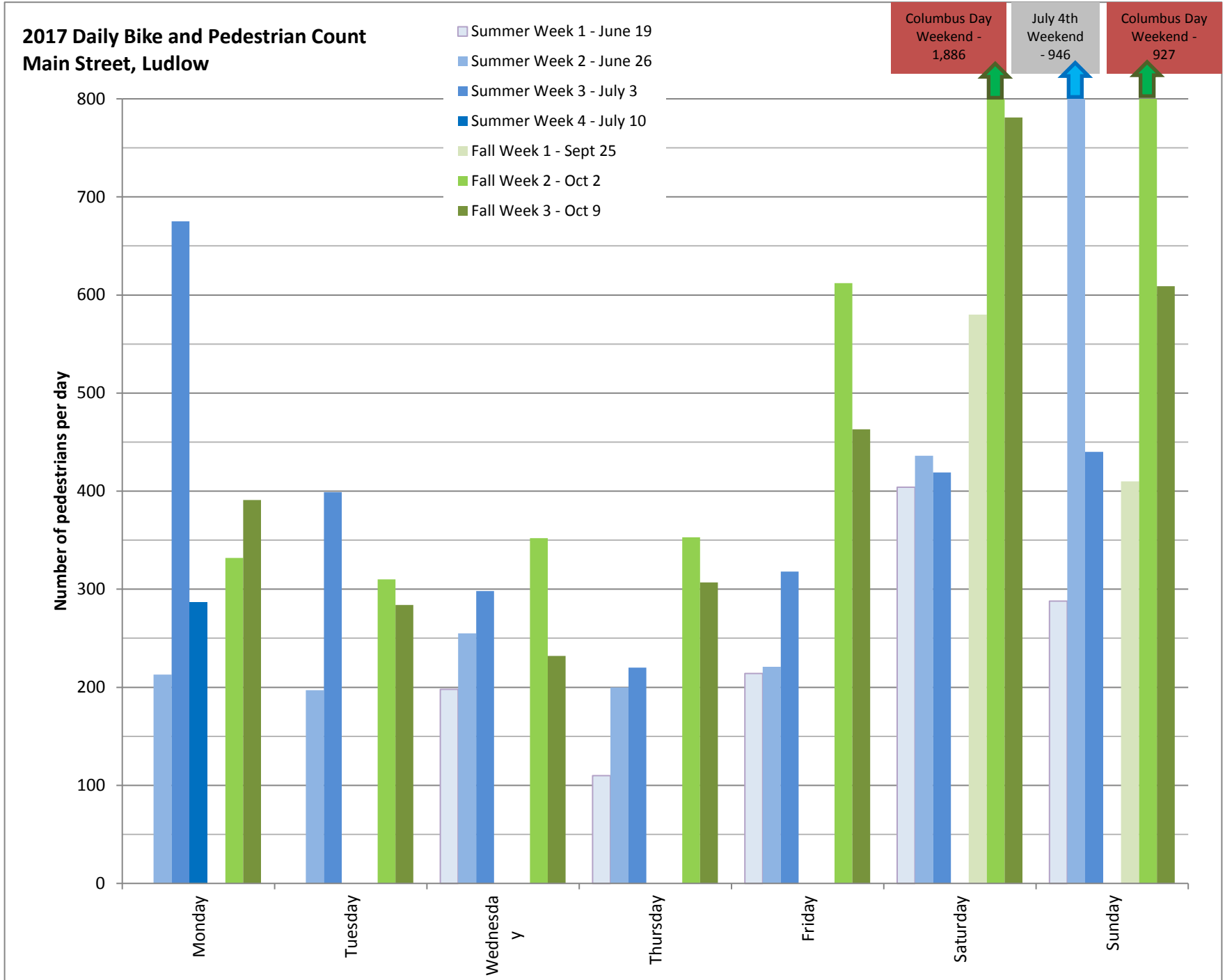


## Main Street in Ludlow - 2017 Automatic Counter Daily Summaries

	Winter	Spring	Summer	Fall
Average Daily Travel	No count	No count	337	552
Average Weekday Travel			241	364
Average Weekend Travel			515	866
Total Travelers			6,738	8,829
Total number of days in count			20	16

Daily Totals:	Mon	Tue	Wed	Thur	Fri	Sat	Sun
Summer Week 1 - June 19			198	110	214	404	288
Summer Week 2 - June 26	213	197	255	200	221	436	946
Summer Week 3 - July 3	675	399	298	220	318	419	440
Summer Week 4 - July 10	287						
Fall Week 1 - Sept 25						580	410
Fall Week 2 - Oct 2	332	310	352	353	612	1,886	927
Fall Week 3 - Oct 9	391	284	232	307	463	781	609

\*7/2 and 7/3 were high likely due to July 4th celebrations



# Main Street in Windsor - 2017 Automatic Counter Daily Summaries

	Winter	Spring	Summer	Fall
Average Daily Travel	No count	117	108	98
Total Travelers		1,641	2,908	1,564
Total number of days in count		14	27	16

Daily Totals:	Mon	Tue	Wed	Thur	Fri	Sat	Sun
Spring Week 1 - April 2			139	63	98	88	126
Spring Week 2 - April 9	156	141	115	111	154	116	58
Spring Week 3 - April 16	127	149					
Summer Week 1 - Aug 7						93	85
Summer Week 2 - Aug 14	79	121	97	116	79	109	72
Summer Week 3 - Aug 21	88	122	148	147	151	111	75
Summer Week 4 - Aug 28	116	115	147	105	137	89	37
Summer Week 5 - Sept 4	90	135	94	150			
Fall Week 1 - Oct 16			166	128	130	95	84
Fall Week 2 - Oct 23	88	69	56	43	120	91	30
Fall Week 3 - Oct 30	68	110	127	159			

